

 **smart**  
architectural aluminium

THE ART OF CREATIVE COLOUR



**CREATIVE, INNOVATIVE & PROTECTIVE** Introducing an inspiring range of highly versatile protective colour coatings for our innovative aluminium windows and doors, including beautifully subtle metallics, anodised finishes and contemporary colour-rich shades.





Specifically developed to provide the creative choice, flexibility and excellence required by the most demanding projects, from contemporary new builds to period homes and restoration.

# sensations

An exclusive range of metallic finishes that combine with a unique tactile finish, bringing style and durability to any building project. Ideal for both modern architecture and restoration projects 'sensations' broad pallet of colours and pleasing feel offer a unique finish to windows and doors.

**The 'sensations' colours feature excellent design qualities**

- Highly resistant to corrosion
- Durable scratch resistant finish




# alchemy

Introducing an innovative new range of anodised effect colours that combine the unique style and aesthetics of anodising with the protective qualities of a high quality powder coated finish.

**Alchemy combines the best of anodised and powder coated finishes:**


- Creative: replicates the appearance of anodised finishes
- Protective: durable, corrosion resistant powder coated finishes
- Versatile: powder coating makes colour matching easy



Highly resistant to corrosion and featuring  
**a durable scratch resistant finish**

Inspiring colours and finishes for con  
**architecture and res**





Steel Blue SEN028



Ocean Blue SEN007



Sky Blue SEN009

# alchemy

Introducing an innovative new range of anodised effect colours that combine the unique style and aesthetics of anodising with the protective qualities of a high quality powder coated finish.

## Alchemy combines the best of anodised and powder coated finishes:


- Creative: replicates the appearance of anodised finishes
- Protective: durable, corrosion resistant powder coated finishes
- Versatile: powder coating makes colour matching easy



Golden Beach ALC004



Gold Pearl ALC003



Bronze ALC002



Silver Grey ALC006




Titanium Grey ALC005



Storm Grey ALC007




Steel Grey ALC008




Black ALC001

# naturals


Beautiful colour-rich coatings in a variety of versatile shades, the 'naturals' range offers style and protection for all your windows and doors.



Matt White KL010



Gloss White WP




Gloss Off-White KL011




Cream KL001



Dark Red KL002



Matt Brown KL006



Gloss Dark Brown KL007




Grey KL012



Dark Grey KL013



Airforce Grey KL005



Black BL



Dark Blue KL003



Dark Green KL004

For technical reasons associated with print colour reproduction, the colours shown only give an indication of tone and shade. The textured, gloss and anodised paint effect printed finishes only give an impression of the final painted product and actual effects will differ.

Colour references shown in the charts are for internal use only and are not suitable for colour matching with product supplied elsewhere.

We recommend that you obtain a painted colour sample on aluminium plate prior to ordering. Colour samples can be obtained through your supplier.

Inspiring colours and finishes for contemporary  
architecture and restoration projects

## Maintenance & Care

### 1. Cleaning and Maintenance

(a) In areas within the direct influence zones of salt water, industrial chemical plants, blast furnaces or other aggressive emission sources, the window should be cleaned at least every three months. In relatively cleaner environments, every six months should be sufficient.

In carrying out regular maintenance outside, the internal surfaces are frequently neglected. After a period of time, grime and deposits from tobacco smoke, coal and oil fires etc can discolour the inside window frame and it is recommended that these should be cleaned at least once a year.

(b) Procedure

(i) Wash down with clean warm water containing non-alkaline liquid detergent (in a concentration that can be handled safely with bare hands) using non-abrasive cloth, sponge or soft bristle brush. This will remove grime, grease, and any excess chalking. All ridges, grooves, joints and drainage channels where salt or other deposits can collect should be well washed out, thus preventing corrosion sites from occurring.

(ii) Rinse thoroughly with clean water.

(iii) Dry using a soft cloth or leather.

(c) Where a reduction in gloss is observed, chalking is evident or excessive staining has occurred, an approved renovating cream may be carefully applied with a non-abrasive cloth.

Note: T-Cut or similar automotive paint restorer may be used provided it is not too abrasive.

Care must be taken not to abrade sharp corners of sections or beads too heavily where the paint film is normally thinner. It should be noted that this operation should not be carried out too frequently.

Polish with a soft cloth to restore gloss and maintain colour uniformity.

(d) For extra protection a wash polish can be applied once or twice a year again polishing with a soft cloth to restore glass.

### 2. Repair

(a) Blisters and corrosion sites may originate from areas where mechanical damage or scratches have penetrated the paint coating through to the aluminium, or from cut bar or butt ends, mitres, drill holes or drainage slots, where the aluminium is unprotected.

(b) Procedure:

(i) Use fine grade 120-360 grit abrasive paper to remove corrosion products and any non-adherent paint.

(ii) Wipe with white spirit or approved cleaning solvent.

(iii) Ensure surface is absolutely dry before

applying a thin priming coat. Allow 20-30 minutes to "Flash Off" using a fine brush.

(iv) With a fine brush, touch in the damaged and primed area with an air drying paint.

It should be recognised that the air drying paint will not possess the same weathering properties as the powder coating, but nevertheless will give a reasonable amount of protection. Their use should of course be confined only to small areas of damage.

### 3. Points to Bear in Mind When Specifying Organic Coated Aluminium

(a) No powder coated paint coating, whether polyester or acrylic (or indeed if the substrate is PVC-U) is "Maintenance free". Especially when installing in coastal districts or areas with high industrial pollution, advice should be given at the time of installation regarding the frequency and nature of cleaning maintenance needed.

(b) Modern powder coated finishes that we apply to architectural aluminium are practically identical to the types used on motor vehicles and therefore require a similar degree of care and attention which people typically lavish on their car bodywork. The frequency of cleaning relates directly to the decorative standard which the householder wishes to maintain and also the particular environment where the units are situated.

(c) All paints "Chalk" to some extent in service and a reduction in gloss level will occur. The original finish can be easily restored using the procedure in 1c.

### 4. Replacement of Broken Glass

Windows and doors can be re-glazed and the gasket and weather-stripping replaced using materials supplied. Any damage to the gasket or beads may necessitate replacement to retain the weather performance of the product. (Refer to Supplier)

### 5. Replacement of Damaged Components

If damage occurs, the furniture and fittings can be readily replaced by releasing the fixing screws and changing the fitting. (Refer to Supplier).

### 6. Window Hardware and Maintenance

The friction stays and locking mechanisms should be lubricated periodically to minimise wear and to ensure smooth operation. Care should be taken to avoid applying lubricant to the friction pads, as this will impair their braking action. The resistance of the pads can be adjusted, if necessary, with the brass screws provided in each pad.

### 7. Doors Hardware and Maintenance

Hinges and locking mechanisms should be lubricated periodically to minimise wear and tear to ensure smooth operations.

**smart**  
architectural aluminium

# Certificate of Guarantee

## Conditions of the Guarantee

This certificate covers the powder coating applied to the aluminium systems supplied by Smart Systems Ltd.

This guarantee covers the coated aluminium against the following faults:

- Peeling, powdering and blistering
- Corrosion except due to bending or folding after the application of the paint
- Chalking, fading and loss of sheen out of the qualicoat regulation
- Filiform corrosion

### Duration of Guarantee

## 25 YEARS

#### Qualicoat

Qualicoat is a quality label organisation committed to maintaining and promoting the quality of coating on aluminium and its alloys for architectural applications. This gives purchasers of coated aluminium the assurance that they will receive a premium grade product delivering long-term value and consistent quality.



#### After Care

The end user of this guarantee is responsible for the maintenance and cleaning of the product. (See Smart Maintenance and Care Guidance overleaf). If the end user has cause to claim against this guarantee, Smart Systems shall search for the best solution to recover the work to its normal state.


Eddie Robinson, Managing Director

### Guarantee Exclusions

1. Wilful, intentional or accidental damage.
2. Damaged cause by war terrorist action or sabotage. Strikes, trade dispute, rebellion, civil disturbance, requisitioning, government or other authority's regulations. Direct or indirect causes of blowing up, a temperature of more than 70°C, radio activity, poison, explosive or dangerous nuclear states.
3. Damage caused by poor workmanship by not following normal working practices.
4. Damage caused by changes made to the profiles or materials afterwards.
5. All damaging on the coating due to unusual use and normal ageing caused by mechanical contact large changes and thermal shocks rubbing of items or objects damaging not affecting the aesthetic appearance of the work poor water drainage of the concept aggressive and polluted environment.
6. Indirect loss or tort, delicate or otherwise, whether consequential or otherwise, howsoever caused.
7. Damage due to cleaning of corrosion of the materials caused by non-neutral chemicals.
8. Damage due to the use of the products die to installation they were not designed or intended to be used.
9. Slowing down or delaying the repair of preventative repair due to testing or inspection.
10. The material coated is sited within direct influence of zones of salt water (within 500 metres of high tide line) acid or industrial or other aggressive emission sources which are known or believed to be damaging or corrosive to thermosetting powder coating.
11. The whole or partial replacement of the profiles or parts of it.
12. Direct or indirect damage due to deformation of the materials after the coating.
13. Damage due to one or more electric current due to the use of alloys or materials, which are not compatible with aluminium, copper, lead, zinc, etc.
14. Less than 5% of the exposed external surfaces is affected.
15. Failure to follow cleaning, maintenance.

# Quality assurance and guarantee





 **smart**  
architectural aluminium

**Smart Systems Ltd**

Arnolds Way | Yatton | Bristol | North Somerset | BS49 4QN | UK

**E** [sales@smartsystems.co.uk](mailto:sales@smartsystems.co.uk) | **W** [www.smartsystems.co.uk](http://www.smartsystems.co.uk)

**T** +44 (0) 1934 876 100 | **F** +44 (0) 1934 835 169